



1.

Proceed carefully in the direction of the arrow after yielding the right-of-way to other vehicles and pedestrians.



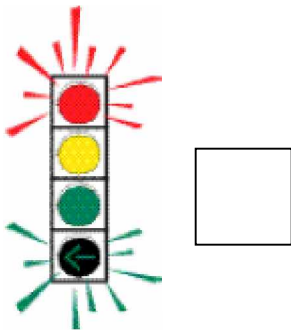
2.

You may turn left on a light that is green. However, you must yield the right-of-way if other traffic is approaching from the opposite direction.




3.

added to a stop sign advises that all approaching traffic to this intersection must stop.



4.

Stop before the crosswalk or intersection. Do not block the pedestrian crosswalk. A stop sign means that you must bring your car to a complete stop. Slowing down is not enough. If you stop behind other stopped vehicles, you must make another stop at a clearly marked line or before entering the intersection if a stop line is not present.

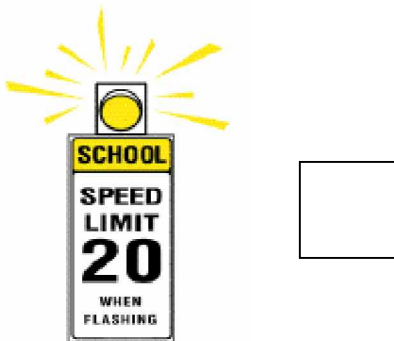


5.

Stop completely before entering the crosswalk or intersection, then proceed when you can do so safely. Vehicles on the intersecting roadway may not have to stop.

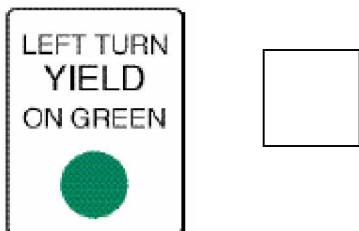
&

Slow down and proceed with caution.



6.

This sign tells you that the road you are on joins with another road ahead. You should slow down or stop if necessary so that you can yield the right-of-way to vehicles on the other road.



7.

The speed shown is in effect when the yellow light is flashing. Be extremely careful for school children.